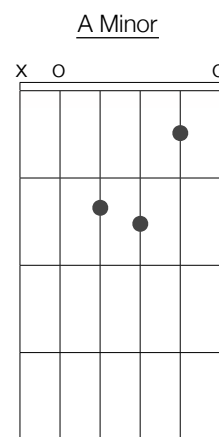

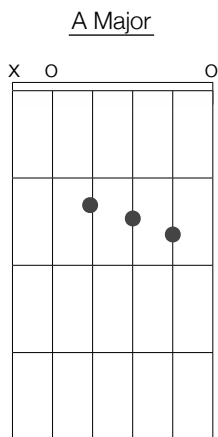
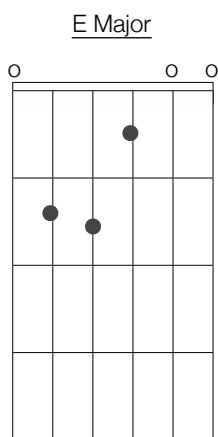


# STEP B



## Chords: Basic Shapes



## Chords: Strumming Exercises

1) | Em | A |

3) | Em | D |

Rhythms: 1) V  
1 2 3 4

2) | A | D |

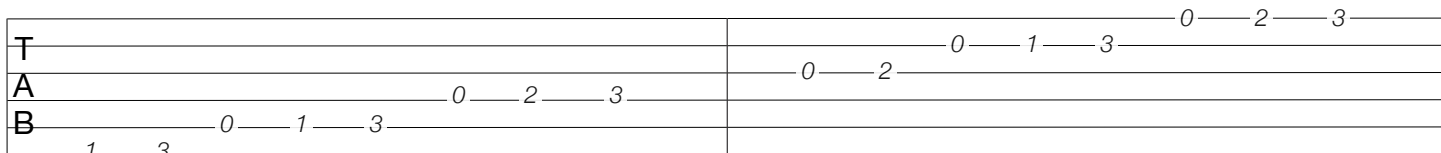
4) | E | Am |

2) V V V ^ V  
1 2 3 + 4

## Picking: Scales

### F Major

### G Major

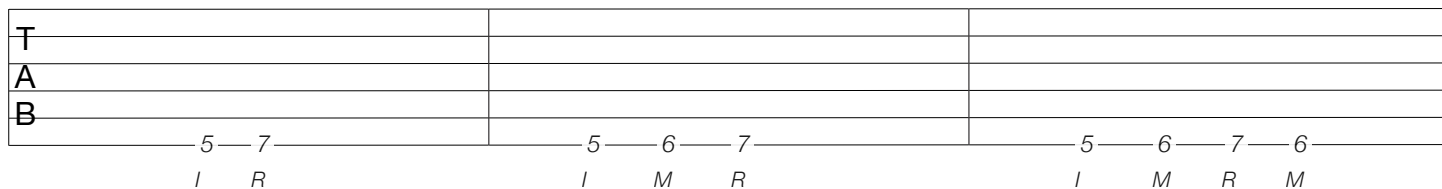


## Picking: Exercises

Picking Ex. 1

Picking Ex. 2

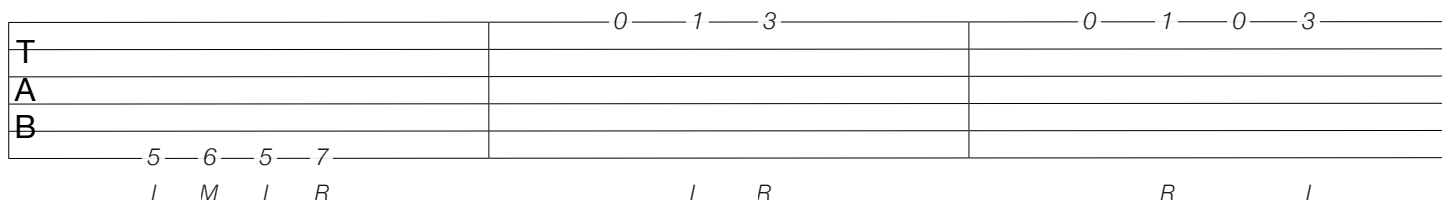
Picking Ex. 3



Picking Ex. 4

Picking Ex. 5

Picking Ex. 6



# STEP B



## Reading: Notation

With your tutor, complete the table.

Symbol	Name	Function
	Semibreve	Hold for 4 beats/counts
	Minim	Hold for 2 beats/counts
	Crotchet	Hold for 1 beat/count
	Semibreve Rest	Pause for 4 beats/counts
	Minim Rest	Pause for 2 beats/counts
	Crotchet Rest	Pause for 1 beats/counts
	Time Signature - Four Four	Tells us how many beats per bar - 4
	Repeat	Repeat everything inside the symbol
	First ending	Use as the ending to the song the first time only

Ad the value of each note and find out how many beats there are all together!

1) = 2

4) = 4

7) = 4

2) = 3

5) = 6

8) = 7

3) = 3

6) = 6

9) = 9

## Reading: Rhythm Exercises

Clap, pick and strum the following rhythms.



# STEP B



## Reading: Musical Alphabet

In music, each note is named after a letter in the alphabet, starting at A and finishing at G. Write it below.

Musical Alphabet: \_\_\_\_\_ *ABCDEF G - Start again* \_\_\_\_\_

Spaces: \_\_\_\_\_ Lines: \_\_\_\_\_

E F G A B C D E F      *FACE*      *Every Good Boy Deserves Fruit*

Remember: FACE = Space!

## Reading: Melody

Underneath each note, write which letter of the alphabet it is.

C E C F A E A F A C F E C E F A

E G E B G F B G D G G D E F D B

## Reading: Notes Of The High E String

T A B

0 1 3

Note names:        E          F          G  

## Aural

Pitch is: \_\_\_\_\_ How high or low a sound is \_\_\_\_\_

High pitched sound: High E string, glass shattering, car brakes screeching

Low pitched sound: Low E string, thunder, explosion

Major chords sound: Happy, joyful, pleasant

Minor chords sound: Sad, mellow, scary, mysterious

# STEP B



Reading: Notation Exercises

1.

2.

3.

4.

5.

6.

7.

8.

9.

10.